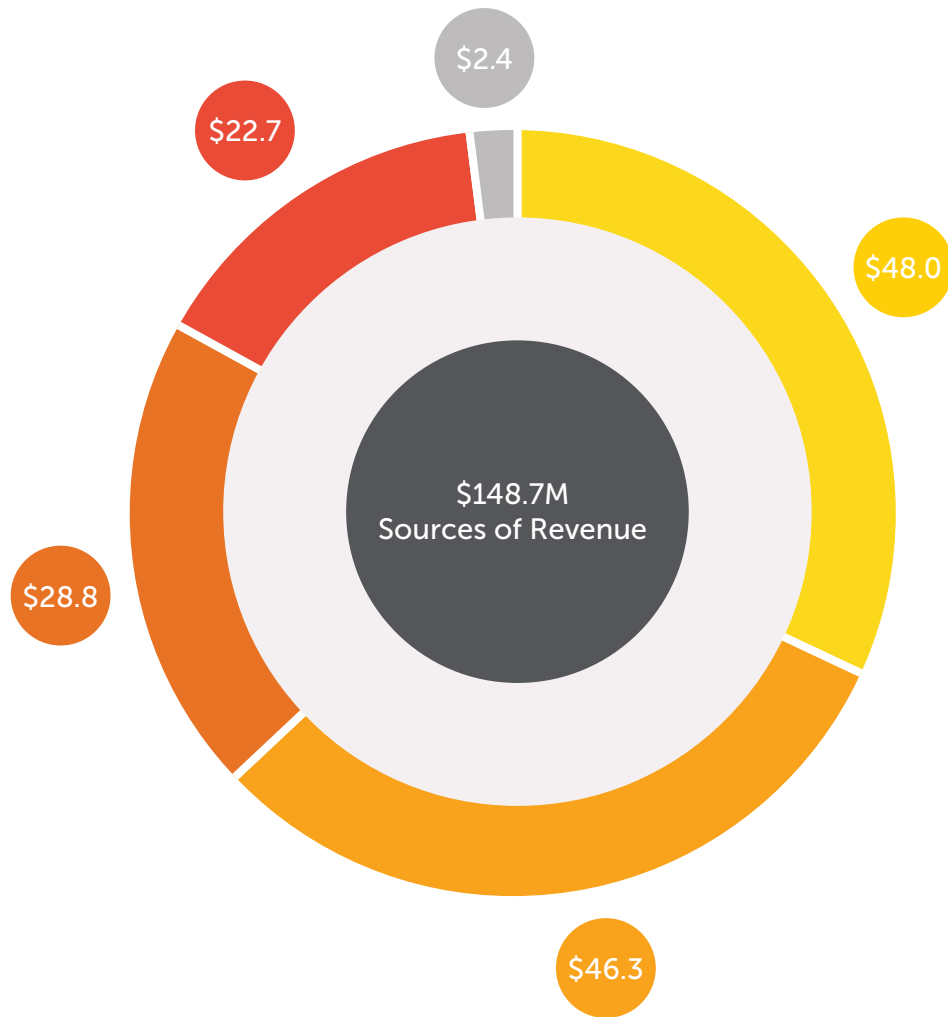








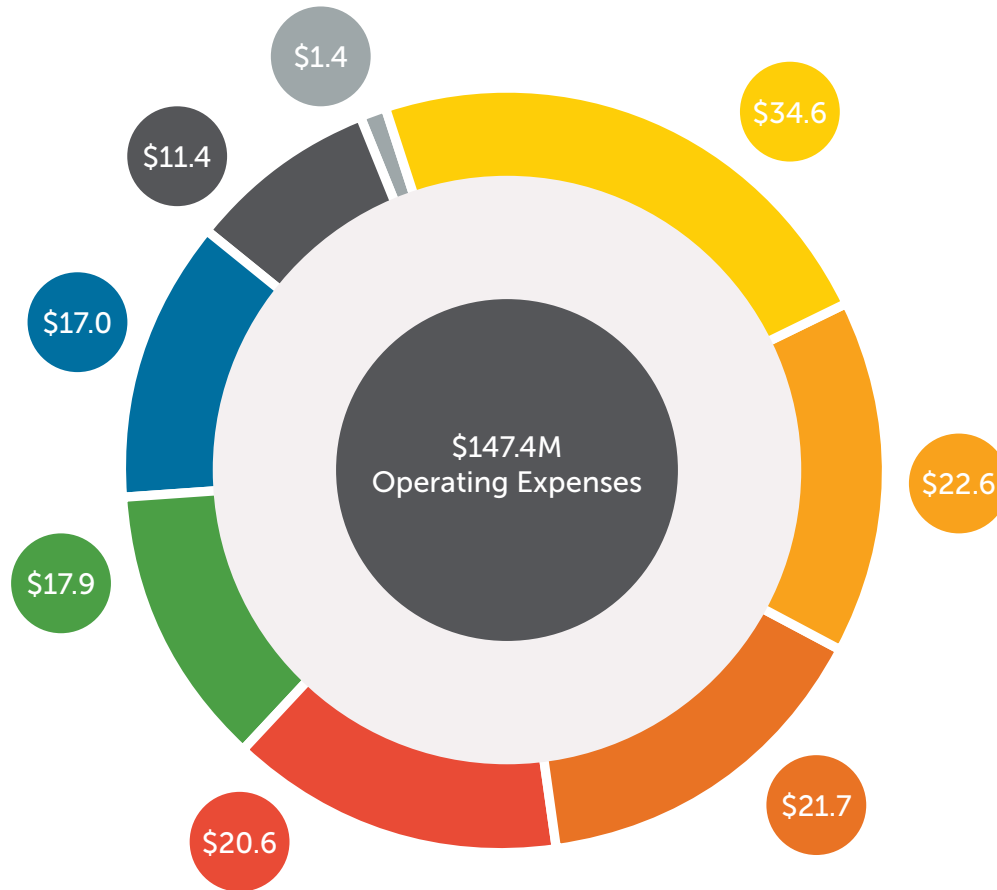
Sources of Revenue



FY 2020 Sources of Revenue (in millions)

	State Appropriations	\$48.0	32%
	Tuition & Fees	\$46.3	31%
	Federal Funds	\$28.8	20%
	Sales & Services - Auxiliary	\$22.7	15%
	Other Revenues	\$2.4	2%
	Grants & Contracts	\$0.5	0%
	Total	\$148.7	100%

Operating Expenses



FY 2020 Operating Expenses (in millions)

■ Instruction	\$34.6	23%
■ Auxillary	\$22.6	15%
■ Scholarships	\$21.7	15%
■ Institutional Support	\$20.6	14%
■ Academic Supportt	\$17.9	12%
■ Plant & Maintenance	\$17.0	12%
■ Student Services	\$11.4	8%
■ Research	\$1.4	1%
■ Public Support	\$0.2	0%
Total	\$147.4	100%