



# **BOWIE STATE UNIVERSITY**

Faculty Forum

March 31, 2026

**Aminta H. Breaux, Ph.D.**  
**President**

# Session Overview



- Recent Achievements and Highlights for Spring 2026
- Enrollment and Retention
- Academic Affairs Progress and Updates
- Budget Updates
- Legislative Updates



# Recent Achievements & Highlights



- Strengthening shared governance through monthly leadership meetings
- Women's Expo success (BSU Women's Forum)
- National panel on Mental Health & Bail Reform
- CIAA participation and institutional visibility
- Campaign for Excellence closeout and endowment growth




# BSU Bold: Campaign to Excellence Unveiling



**BSU Bold: The Campaign for Excellence** ended its five-year run-on December 31, 2025.

- **\$128.5M** was the final total raised during the BSU Bold: The Campaign for Excellence.
- Vice President for Philanthropic Engagement Brent Swinton and other special guests participated in a panel discussion about how the Campaign for Excellence campaign has strengthened scholarships, expanded academic programs and enriched the student experience.



**BOWIE STATE  
RECEIVES LARGEST SINGLE GIFT  
IN 160-YEAR HISTORY**

**\$50 MILLION**

**THANK YOU,  
MACKENZIE SCOTT**



## **Proposed Use for MacKenzie Scott Gift**

**Bowie State will** utilize the strategic plan to guide priority use for the one-time funds and balance urgent needs with long-term stewardship.

**BSU's first responsibility** is to ensure that our students can afford to enroll, persist, and graduate, and that our faculty and staff have the resources needed to teach, support, and innovate at the highest level.

**The gift will:**

- Expand student financial aid, reducing out-of-pocket costs and student debt.
- Improve enrollment and financial aid services, making it easier for students and families to navigate the path to college completion.
- Invest in faculty research, academic programs, and doctoral education, enabling faculty and staff to deliver high-quality instruction and compete for external funding.
- Modernize campus technology and infrastructure, improving the daily experience of students, faculty, and staff while strengthening cybersecurity and operational efficiency.



## Academic & Faculty Excellence

- Progress toward R2 designation and research expansion. 2028 Goal Attainment
- Faculty development and internal research funding
- Social Work site visit
- Faculty Athletic Representative leadership site visit



# Academic & Faculty Excellence

- BSU selected as one of 16 colleges and universities nationwide to participate in Lumina Foundation-supported From Campus to Career Program and will receive \$100,000 over two years, along with tailored technical assistance and cohort-based support to expand and strengthen career-connected learning opportunities.
- Bowie State University has been selected by Second Nature as a recipient of the *Climate Luminary Honors Award* for our Peace Park Restoration initiative.
- BSU has been recognized as a Tree Campus Higher Education institution for the fourth consecutive year.
- The Maryland Energy Administration has awarded BSU with the Higher Education Clean Energy grant in the amount of \$727,500.
- BSU and the surrounding MARC station have been approved as a Sustainable Community Area from the Sustainable Growth Subcabinet.
- Md Kamruzzaman Sarker, Assistant Professor in the Department of Computer Science, was awarded a grant in the amount of \$8,749 for his project "*Image Classifier with Interactive Web Interface*".
- Dr. Makeba Green, Chairperson in the Department of Social Work, was awarded a grant in the amount of \$60,000 for her project "*Supplemental Nutrition Assistance Program: SFY 2025 Jurisdictional Profiles*".
- BSU and Dr. Charles Adams, Executive Director of the Institute of Restorative Justice and Practices and BSU's Prison Education Program, entered into a sub-agreement with the University of Maryland for the project "*Scan/Assessment of Community Based Service*".





## Research & Innovation Vice President Dr. Yvonne Harris

- Professional development for Deans and Faculty
- Provide resources and incentives to faculty to support innovative and high-impact research via internal funding.
- Professional training and development for R&I staff.





## Student Success Highlights

- 100% NCLEX pass rate (Nursing Cohort)
- First Sigma Theta Tau Nursing Honor Society charter on BSU's campus and induction of 29 inductees.
- Enhanced student support systems and advising
- Improved financial aid strategies



# Enrollment and Retention



- Focus on affordability challenges impacting yield
- Enhanced communication with prospective students and families
- Predictive financial aid modeling
- Retention strategies for student persistence and success



# Governor's Proposed Budget

University System of Maryland  
 FY 2027 State Funding  
 Governor's Allowance  
 Updated 01/21/2026 JLi

Institution:	FY 2026 Budget Base State  Funds	Target Memo			Governor's Allowance				FY 2027 Allowance State  Funds
		FY26 Salary Enhancements	New Facilities Operating and Debt Service	Legislative Mandates & Additions / Removal of One- Time Funding	Turnover Adjustment - 1.5% Reduction	HBCU Funding Update	Funding for Special Initiatives	Across the Board (ATB) Changes for Statewide Costs	
UMB	\$351,727,285	\$11,666,755	\$0	\$285,129	-\$5,660,852	\$0	\$100,000	\$8,396,003	\$366,514,320
*UMCP	\$833,529,388	\$34,587,489	\$3,051,215	-\$28,713,366	-\$12,180,048	\$0	\$13,850,000	\$16,384,594	\$860,509,272
BSU	\$84,093,580	\$2,858,323	\$0	-\$123,065	-\$775,724	-\$1,778,059	\$0	\$1,658,426	\$85,933,481
TU	\$204,022,784	\$6,123,236	\$466,534	\$3,283,367	-\$2,649,443	\$0	\$0	\$9,422,456	\$220,668,934
UMES	\$78,909,782	\$2,958,937	\$0	-\$78,294	-\$762,736	\$0	\$0	\$1,535,805	\$82,563,494
FSU	\$59,334,189	\$2,767,205	-\$337,599	-\$75,825	-\$594,186	\$0	\$0	\$2,176,037	\$63,269,821
CSU	\$69,385,081	\$2,185,087	\$334,765	-\$1,060,228	-\$483,674	\$0	\$0	\$1,374,639	\$71,735,670
UBalt	\$60,111,654	\$2,365,407	\$191,171	-\$1,609,391	-\$678,568	\$0	\$0	\$2,628,983	\$63,009,256
SU	\$89,356,494	\$3,286,464	\$60,567	-\$195,334	-\$1,095,280	\$0	\$0	\$2,802,250	\$94,215,161
UMGC	\$61,682,212	\$1,659,107	\$0	-\$96,398	-\$1,505,813	\$0	\$0	\$1,358,061	\$63,097,169
UMBC	\$211,328,335	\$7,129,229	\$191,855	-\$259,014	-\$2,515,825	\$0	\$0	\$5,206,412	\$221,080,992
UMCES	\$27,792,873	\$770,418	\$155,432	-\$18,925	-\$238,355	\$0	\$0	\$507,261	\$28,968,704
USMO	\$26,135,518	\$756,003	\$0	-\$31,639	-\$244,512	\$0	\$0	\$996,523	\$27,611,893
USG	\$27,528,793	\$748,975	\$0	-\$13,787	-\$109,358	\$0	\$0	\$333,755	\$28,488,378
<b>USM total</b>	<b>\$2,184,937,968</b>	<b>\$79,862,635</b>	<b>\$4,113,940</b>	<b>-\$28,706,770</b>	<b>-\$29,494,374</b>	<b>-\$1,778,059</b>	<b>\$13,950,000</b>	<b>\$54,781,205</b>	<b>\$2,277,666,545</b>

\*FY 2027 Allowance State Funds are not inclusive of Restricted Funds: \$13.1M related to restricted MFRI funding, \$14.0 TU PAYGO funding, and \$3.015M UMB PAYGO funding.





## Budget Updates

- FY27 Budget planning and campus engagement
- Exploring operational efficiencies and cost savings
- Maintaining commitment to affordability
- Addressing auxiliary revenue and enrollment impacts



# Legislative Updates



## State

- Library and Academic Commons slated to open 2031
- Safety and Security Improvements
- Boilers and Chillers
- Research Centers and Capacity Building
- Advocacy for student Financial Aid (EA & GA programs)

## Federal policy impacts on loans and grants

- Protecting access and affordability for BSU students



# Moving Forward Together



- Commitment to transparency and shared governance
- **Strengthening Shared Governance & Transparency**  
Established **monthly working sessions** between the Faculty Senate Executive Committee and university leadership (President, Provost, VP, General Counsel), alongside the governance consultant.
- Focus areas include:
  - Clarifying **decision-making processes**
  - Improving **communication protocols**
  - Enhancing **transparency and documentation**
  - Aligning **shared governance structures and expectations**
- Ongoing work to produce **clearer, more consistent governance practices** that strengthen trust and collaboration.
- Continued engagement through **faculty forums, listening sessions and University Council participation.**
  
- Continued focus on student success
- Strengthening partnerships and advocacy
- Building momentum under Boldy Forward



# Presenting Next:

- **Dr. Guy-Alain Amoussou, Provost and Vice President for Academic Affairs**
- **VP Manish Kumar, Vice President for Administration and Finance**
- **Dr. Brian Clemmons, Vice President for Enrollment Management and Student Affairs**
- **VP Karen Johnson Shaheed, Executive Vice President, General Counsel and Chief of Staff**



**THANK YOU**





# PRESIDENTIAL FACULTY FORUM

March 31, 2026

Guy-Alain Amoussou, Ph.D.  
Provost & Vice President for Academic Affairs





# AGENDA ITEMS

- Transformation
- Faculty Support
- Dean, Chair and Faculty Evaluations
- Midterm Grades
- Graduation Protocols
- Fall 2026 Enrollment

# AGENDA ITEM: Transformation

- We are transforming in multiple ways:
  - Data driven decision: Data dashboard
  - E.g. Equity in faculty teaching load
    - Faculty 1: 4 courses with 92 students
    - Faculty 2: 4 courses with 15
  - Efficiency and effectiveness
  - EMSA partnership



# BOLDLY FORWARD»»»

FY26-29 STRATEGIC PLAN

[bowiestate.edu/strategicplan](http://bowiestate.edu/strategicplan)



**BOWIE**  
STATE UNIVERSITY  
— 1865 —



## **AGENDA ITEM: Faculty Support**

- Total New Faculty: 15 & 6 approved
- College of Arts and Sciences: 4 (2 approved)
- College of Professional Studies: 5 (1 approved)
- College of Business: 5 + (1 approved)
- College of Education: 1 (2 approved)



# AGENDA ITEM: Faculty Support

- Accessibility
- Building an Adjunct Faculty Bench
- FORCE Internal Grant
- Grant Writer and Manuscript Review
- AI Taskforce
- Release Time and IDC
- Monthly Meeting (6) - Upcoming: April 9 & May 14
- Newsletter – Content Submission Deadline April 3



# AGENDA ITEM: Dean, Chair & Faculty Evaluations

01

**Dean and Chair Surveys:**  
Sent out on March 3, 2026.

02

**Faculty Survey:**  
Sent out on March 26, 2026.

02

# AGENDA ITEM: Midterm Grades

- Midterm grades deadline extended to March 23.
- On March 24: 165 course sections missing 100% of grades.
- Impact on retention.





# AGENDA ITEM: Graduation Protocols

- 90+ Student credits review – Thank you!
- Over 920 students applied for graduation
- April 22: Complete all graduation decisions
- May 1: Commencement participation application deadline
- Requirement: Must have applied for graduation

# AGENDA ITEM: Fall 2026 Enrollment

Fall 2026 Enrollment	
Target	5320
Target by May 20	2660 (U:616; G:2044)



**QUESTIONS &  
THANK YOU!**





# **Faculty Forum**

## **March 31<sup>st</sup>, 2026**

# Agenda Items



- **FY 2026 University Budget Update**
- **State of Maryland FY 2027 Budget**
- **Preliminary FY 2027 University Revenue**
- **Budget & Trends**
- **Budget Deficit by Division**

# FY 2026 Budget Update

- The FY 2026 university budget resolved a \$13.6m shortfall without layoffs
  - \$7m revenue reduction over FY 2025 due to reduction in State appropriations attributed to the State budget deficit, HBCU Settlement Funds contribution due to lower enrollment numbers, Federal Grants, and the financial impacts of lower enrollment
  - \$6.6m in increased expenses due to increases for COLA & Merit, Health & Fringe Benefits, IT expenses, spending on new facilities, and increases in Financial Aid & Philanthropic Engagement
  - Cost reductions, delayed hiring, implementation of process improvements, and increasing & diversifying revenue streams allowed the university to overcome the deficit
- Actual fall enrollment was 2% lower than budget resulting in 238 fewer enrolled students and 2,901 fewer credit hours; Spring enrollment is estimated to be 3% lower than budget (267 fewer enrolled students and 3,254 credit hours)
- Over \$3m of unbudgeted expenses putting pressure on FY 2026 results

# FY 2026 University Budget & Projection

## Unrestricted & Restricted Revenue

Budget Item	FY26 Budget	% of Budget	FY 26 Proj.	% of Budget	Variance to Budget
Tuition and Fees	52,327,972	24%	48,979,083	23%	(3,348,889)
State General Funds	64,286,454	29%	64,286,454	30%	-
HEIF	4,544,801	2%	4,544,801	2%	-
HBCU Settlement General Funds	16,318,751	7%	16,318,751	8%	-
Federal Grants and Contracts Indirect	43,022,955	19%	44,516,087	20%	1,493,132
Auxiliary Services	34,234,726	15%	30,671,292	14%	(3,563,434)
State, Local, & Private Grants	4,300,000	2%	4,300,000	2%	-
Other Sources	3,366,287	2%	3,537,400	2%	171,113
<b>FY 2026 Total</b>	<b>222,401,946</b>		<b>217,153,868</b>		<b>(5,248,078)</b>

## Unrestricted & Restricted Expenditures

Budget Item	FY26 Budget	% of Budget	FY 26 Proj.	% of Budget	Variance to Budget
Salaries & Wages	86,953,624	39%	84,641,254	38%	(2,312,370)
Technical & Special Fees	16,339,733	7%	14,511,643	7%	(1,828,090)
Operating Expense Pool (Travel, Supplies, Equipment, Contractual Services, Scholarships, etc.)	119,108,589	54%	121,498,141	55%	2,389,552
<b>FY 2026 Total</b>	<b>222,401,946</b>		<b>220,651,039</b>		<b>(1,750,907)</b>

Projections indicate a potential FY 2026 shortfall of \$3.5m

# State of MD FY 2027 Budget

- Revenue shortfalls aligned with Governor Moore’s budget [Fiscal Year 2027 Proposed Budget Highlights](#)
- State of Maryland’s Revenue Deficit - \$1.5b
- University System of Maryland to receive \$2.3b in state support, an increase of \$12.9m from FY 2026 (0.6%)
  - Please note that USM had a \$111m shortfall in 2026

# FY 2027 Budget Highlights

## Lower revenue & increased expenses creating short-fall in FY27

- State funding of \$85.9m, which is a total decrease of \$1m from FY26
  - Coalition funds decreased \$1.8m to \$14.5m in FY27
- \$12m Tuition & Fee revenue decrease from FY 2026 due to lower enrollment estimates
  - 2% In-State and Out-of-State Tuition increases outweighed by lower revenue due to lower enrollment
- Due to revenue constraints, there will not be a call for new initiatives for FY 2027
- **Overall, anticipating an estimated \$18 shortfall in FY 2027 – Combined \$31m in shortfall in FY26 & FY27**

# Unrestricted Revenue Trends

## Decline in enrollment putting pressure on revenue



### Current Unrestricted Revenue:

Enrollment

Tuition and Fees

State General Funds

HEIF

HBCU Settlement General Funds

Federal Grants and Contracts Indirect

Sales and Services Educational Activities

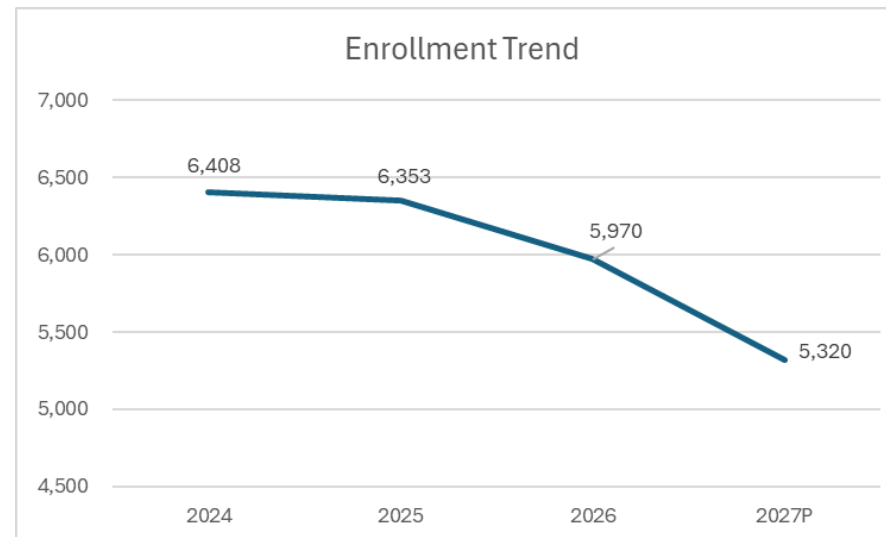
Sales and Services of Auxiliary Enterprises

Other Sources

Transfer to Fund Balance

**Total Unrestricted Revenue**


	FY 2024 Actual		FY 2025 Actual		FY 2026 Budget		FY 2026 Projected		FY 2027 Budget		FY26-27 Change to Budget
Enrollment	6,408		6,353		6,107		5,970		5,320		(787)
Tuition and Fees	51,560,895	31%	48,608,426	29%	52,327,972	30%	48,979,083	29%	46,561,180	28%	(5,766,792)
State General Funds	62,409,487	37%	66,141,848	39%	66,088,351	37%	66,088,351	39%	67,346,962	41%	1,258,611
HEIF	4,603,583	3%	4,745,552	3%	4,544,801	3%	4,544,801	3%	4,045,827	2%	(498,974)
HBCU Settlement General Funds	18,193,432	11%	17,476,088	10%	16,318,751	9%	16,318,751	10%	14,540,692	9%	(1,778,059)
Federal Grants and Contracts Indirect	1,212,434	1%	1,448,923	1%	1,224,558	1%	2,717,690	2%	1,463,412	1%	238,854
Sales and Services Educational Activities	25,000	0%	24,771	0%	23,500	0%	23,500	0%	23,500	0%	-
Sales and Services of Auxiliary Enterprises	25,155,170	15%	27,714,294	16%	34,211,226	19%	30,647,792	18%	28,044,284	17%	(6,166,942)
Other Sources	3,921,470	2%	4,696,821	3%	3,366,287	2%	3,537,400	2%	3,342,787	2%	(23,500)
Transfer to Fund Balance	-	0%	(1,123,786)	-1%	(1,801,897)	-1%	(1,801,897)	-1%	(1,664,761)	-1%	137,136
<b>Total Unrestricted Revenue</b>	<b>167,081,471</b>		<b>169,732,937</b>		<b>176,303,549</b>		<b>171,055,471</b>		<b>163,703,883</b>		<b>(12,599,666)</b>



# Total Share of Deficit by Division by Source



Accountability Area	Share from Non-Aux & Exp	Share from Aux. Deficit	Share from Coal. Deficit	Total Share	Share as % of Budget	Share as % of Total
Auxiliary Services	-	6,195,292	-	6,195,292	n/a	33.9%
Academic Affairs	4,062,577	-	1,274,863	5,337,440	39.4%	29.2%
Administration & Finance	3,262,714	-	-	3,262,714	31.7%	17.9%
Enrollment Mgmt. & Stud. Affairs	2,118,627	-	179,567	2,298,194	20.6%	12.6%
President	375,760	-	323,629	699,389	3.6%	3.8%
Philanthropic Engagement	279,535	-	-	279,535	2.7%	1.5%
Research	203,296	-	-	203,296	2.0%	1.1%
<b>Total</b>	<b>10,302,509</b>	<b>6,195,292</b>	<b>1,778,059</b>	<b>18,275,860</b>		



## Important Updates for Student Enrollment (financial aid, housing, and more)

- The Financial Aid Refund Process has started for Spring 2026
- Submit your 2026-27 FAFSA ASAP—The Office of Financial Aid will start packaging students for Fall 2026 in March
- **Housing Application Dates:**
  - Monday, April 6 – Current ELLC and CMRC residents seeking to live in the same building
  - Wednesday, April 8 – Current Spring 2026 residents
  - Monday, April 13 – All Students residential and non-residential
- Fall 2026 class registration opened on Monday, March 30



# Legislative Updates

Office of Legal & Government Affairs  
March 31, 2026

# FY '27 BUDGET

- Library & Academic Commons
- BSU Infrastructure: + \$1.5 million
- Research Fund: \$25M to USM

# PENDING LEGISLATION

- Gaming control (HB 195)
- Pregnant & Parenting Students (HB 6/SB 420)
- Collective Bargaining
  - HB 106/SB 6 – Nontenure Track Faculty
  - HB 141/SB 84 – Graduate Assistants
- Artificial Intelligence Partnership Prgm (SB 597)