


Summary Institution-Level Pass Rate Data: Traditional Teacher Preparation Program Within IHE


		HEOA - Title II 2019 - 2020 Academic Year				
Institution Name		BOWIE STATE UNIVERSITY				
Institution Code		5401				
State		Maryland				
				April 5, 2021		
				Statewide		
Group	Number Taking Assessment ¹	Number Passing Assessment ²	Institutional Pass Rate	Number Taking Assessment ¹	Number Passing Assessment ²	Statewide Pass Rate
All program completers, 2019-20	27	16	59%	1455	1302	89%
All program completers, 2018-19	58	57	98%	1598	1561	98%
All program completers, 2017-18				1701	1678	99%

Note: In cases where there are less than ten students taking the assessment or license/certificate, the number passing and pass rate are not reported.


¹ Number of completers taking one or more assessments within their area of specialization.

² Summary level "Number Taking Assessment" may differ from assessment level "Number Taking Assessment" because each student is counted once at the summary level but may be counted in multiple assessments at the assessment level.


Single Assessment Institution-Level Pass Rate Data: Traditional Teacher Preparation Program Within IHE

		HEOA - Title II 2019 - 2020 Academic Year								
Institution Name		BOWIE STATE UNIVERSITY								
Institution Code		5401								
State		Maryland								
							April 5, 2021			
							Statewide			
Assessment Information ¹	Group	Number Taking Assessment	Number Passing Assessment	Institutional Pass Rate	Institutional Average Scaled Score	Assessment Cut Score ²	Number Taking Assessment	Number Passing Assessment	Statewide Pass Rate	Statewide Average Scaled Score
AGRICULTURE (5701) Test Company: ETS Score Range: 100-200	All enrolled students who have completed all nonclinical courses, 2019-20									
	Other enrolled students, 2019-20						2			
	All program completers, 2019-20						1			
	All program completers, 2018-19									
	All program completers, 2017-18						1			
ART CONTENT AND ANALYSIS (5135) Test Company: ETS Score Range: 100-200	All enrolled students who have completed all nonclinical courses, 2019-20						3			
	Other enrolled students, 2019-20						19	14	74%	167
	All program completers, 2019-20						57	55	96%	171
	All program completers, 2018-19						59	57	97%	172
	All program completers, 2017-18						66	66	100%	175
BIOLOGY CONTENT KNOWLEDGE (0235) Test Company: ETS Score Range: 100-200	All enrolled students who have completed all nonclinical courses, 2019-20						3			
	Other enrolled students, 2019-20						14	12	86%	165
	All program completers, 2019-20						35	35	100%	170
	All program completers, 2018-19	2				150	45	45	100%	169
	All program completers, 2017-18						37	37	100%	172
BUSINESS ED CONTENT KNOWLEDGE (5101) Test Company: ETS Score Range: 100-200	All enrolled students who have completed all nonclinical courses, 2019-20									
	Other enrolled students, 2019-20									
	All program completers, 2019-20						4			
	All program completers, 2018-19						5			
	All program completers, 2017-18						4			


Single Assessment Institution-Level Pass Rate Data: Traditional Teacher Preparation Program Within IHE

		HEOA - Title II 2019 - 2020 Academic Year								
Institution Name		BOWIE STATE UNIVERSITY								
Institution Code		5401								
State		Maryland								
							<i>April 5, 2021</i>			
Assessment Information ¹		Group	Number Taking Assessment	Number Passing Assessment	Institutional Pass Rate	Institutional Average Scaled Score	Assessment Cut Score ²	Statewide		
CHEMISTRY CONTENT KNOWLEDGE (0245) <i>Test Company: ETS</i> <i>Score Range: 100-200</i>		All enrolled students who have completed all nonclinical courses, 2019-20						1		
		Other enrolled students, 2019-20						4		
		All program completers, 2019-20						5		
		All program completers, 2018-19						6		
		All program completers, 2017-18						11	11	100%
CHINESE (MANDARIN) WORLD LANGUAGE (5665) <i>Test Company: ETS</i> <i>Score Range: 100-200</i>		All enrolled students who have completed all nonclinical courses, 2019-20								
		Other enrolled students, 2019-20						6		
		All program completers, 2019-20						5		
		All program completers, 2018-19						5		
		All program completers, 2017-18						10	10	100%
COMPUTER SCIENCE - NEW (5652) <i>Test Company: ETS</i> <i>Score Range: 100-200</i>		All enrolled students who have completed all nonclinical courses, 2019-20								
		Other enrolled students, 2019-20						1		
		All program completers, 2019-20								
		All program completers, 2018-19						1		
		All program completers, 2017-18						1		
COMPUTER SCIENCE (5651) <i>Test Company: ETS</i> <i>Score Range: 100-200</i>		All enrolled students who have completed all nonclinical courses, 2019-20								
		Other enrolled students, 2019-20								
		All program completers, 2019-20								
		All program completers, 2018-19						3		
		All program completers, 2017-18						2		


Single Assessment Institution-Level Pass Rate Data: *Traditional Teacher Preparation Program Within IHE*

		HEOA - Title II 2019 - 2020 Academic Year								
Institution Name		BOWIE STATE UNIVERSITY								
Institution Code		5401								
State		Maryland								
							<i>April 5, 2021</i>			
Assessment Information ¹	Group	Number Taking Assessment	Number Passing Assessment	Institutional Pass Rate	Institutional Average Scaled Score	Assessment Cut Score ²	Statewide			
							Number Taking Assessment	Number Passing Assessment	Statewide Pass Rate	Statewide Average Scaled Score
CORE ACADEMIC SKILLS FOR ED: MATH (5732) <i>Test Company: ETS</i> <i>Score Range: 100-200</i>	All enrolled students who have completed all nonclinical courses, 2019-20	16	9	56%	152	150	66	43	65%	153
	Other enrolled students, 2019-20	39	14	36%	144	150	932	759	81%	160
	All program completers, 2019-20	23	20	87%	157	150	815	783	96%	164
	All program completers, 2018-19	45	45	100%	162	150	935	925	99%	166
	All program completers, 2017-18						966	959	99%	166
CORE ACADEMIC SKILLS FOR ED: READING (5712) <i>Test Company: ETS</i> <i>Score Range: 100-200</i>	All enrolled students who have completed all nonclinical courses, 2019-20	16	16	100%	174	156	65	60	92%	172
	Other enrolled students, 2019-20	29	21	72%	161	156	932	875	94%	175
	All program completers, 2019-20	23	22	96%	172	156	808	804	100%	178
	All program completers, 2018-19	47	47	100%	175	156	932	931	100%	178
	All program completers, 2017-18						968	968	100%	179
CORE ACADEMIC SKILLS FOR ED: WRITING (5722) <i>Test Company: ETS</i> <i>Score Range: 100-200</i>	All enrolled students who have completed all nonclinical courses, 2019-20	16	7	44%	161	162	66	45	68%	163
	Other enrolled students, 2019-20	30	13	43%	155	162	929	780	84%	166
	All program completers, 2019-20	25	24	96%	166	162	819	799	98%	169
	All program completers, 2018-19	43	43	100%	166	162	926	923	100%	170
	All program completers, 2017-18						959	956	100%	171
CORE ACADEMIC SKILLS FOR EDUCATORS: MATH (5733) <i>Test Company: ETS</i> <i>Score Range: 100-200</i>	All enrolled students who have completed all nonclinical courses, 2019-20	2				150	4			
	Other enrolled students, 2019-20	11	3	27%	142	150	79	64	81%	165
	All program completers, 2019-20						11	10	91%	167
	All program completers, 2018-19						2			
	All program completers, 2017-18									


Single Assessment Institution-Level Pass Rate Data: Traditional Teacher Preparation Program Within IHE

		HEOA - Title II 2019 - 2020 Academic Year								
Institution Name		BOWIE STATE UNIVERSITY								
Institution Code		5401								
State		Maryland								
							<div>April 5, 2021</div>			
							Statewide			
Assessment Information¹	Group	Number Taking Assessment	Number Passing Assessment	Institutional Pass Rate	Institutional Average Scaled Score	Assessment Cut Score²	Number Taking Assessment	Number Passing Assessment	Statewide Pass Rate	Statewide Average Scaled Score
CORE ACADEMIC SKILLS FOR EDUCATORS: READING (5713) <i>Test Company: ETS</i> <i>Score Range: 100-200</i>	All enrolled students who have completed all nonclinical courses, 2019-20	1				156	2			
	Other enrolled students, 2019-20	9				156	51	43	84%	172
	All program completers, 2019-20						5			
	All program completers, 2018-19						2			
	All program completers, 2017-18									
CORE ACADEMIC SKILLS FOR EDUCATORS: WRITING (5723) <i>Test Company: ETS</i> <i>Score Range: 100-200</i>	All enrolled students who have completed all nonclinical courses, 2019-20	2				162	3			
	Other enrolled students, 2019-20	9				162	59	31	53%	161
	All program completers, 2019-20						5			
	All program completers, 2018-19						2			
	All program completers, 2017-18						1			
EARLY CHILDHOOD EDUCATION (5025) <i>Test Company: ETS</i> <i>Score Range: 100-200</i>	All enrolled students who have completed all nonclinical courses, 2019-20	4				156	4			
	Other enrolled students, 2019-20	3				156	86	82	95%	174
	All program completers, 2019-20	9				156	247	247	100%	178
	All program completers, 2018-19	26	26	100%	173	156	287	287	100%	177
	All program completers, 2017-18						308	308	100%	178
EARTH AND SPACE SCIENCES - CK (5571) <i>Test Company: ETS</i> <i>Score Range: 100-200</i>	All enrolled students who have completed all nonclinical courses, 2019-20									
	Other enrolled students, 2019-20						3			
	All program completers, 2019-20						4			
	All program completers, 2018-19						5			
	All program completers, 2017-18						8			


Single Assessment Institution-Level Pass Rate Data: Traditional Teacher Preparation Program Within IHE

		HEOA - Title II 2019 - 2020 Academic Year								
Institution Name		BOWIE STATE UNIVERSITY								
Institution Code		5401								
State		Maryland								
							<i>April 5, 2021</i>			
Assessment Information ¹		Group	Number Taking Assessment	Number Passing Assessment	Institutional Pass Rate	Institutional Average Scaled Score	Assessment Cut Score ²	Statewide		
								Number Taking Assessment	Number Passing Assessment	Statewide Pass Rate
										Statewide Average Scaled Score
ELEM ED CKT: MATHEMATICS (7813) Test Company: ETS Score Range: 100-200	All enrolled students who have completed all nonclinical courses, 2019-20		3				150	12	11	92%
	Other enrolled students, 2019-20							121	110	91%
	All program completers, 2019-20		10	9	90%	158	150	264	243	92%
	All program completers, 2018-19		1				150	3		
	All program completers, 2017-18							2		
ELEM ED CKT: READING LANGUAGE ARTS (7812) Test Company: ETS Score Range: 100-200	All enrolled students who have completed all nonclinical courses, 2019-20		3				161	10	9	90%
	Other enrolled students, 2019-20							123	103	84%
	All program completers, 2019-20		12	9	75%	162	161	284	253	89%
	All program completers, 2018-19		1				161	3		
	All program completers, 2017-18							1		
ELEM ED CKT: SCIENCE (7814) Test Company: ETS Score Range: 100-200	All enrolled students who have completed all nonclinical courses, 2019-20		2				154	10	9	90%
	Other enrolled students, 2019-20							121	114	94%
	All program completers, 2019-20		11	8	73%	166	154	246	239	97%
	All program completers, 2018-19		1				154	3		
	All program completers, 2017-18							1		
ELEM ED CKT: SOCIAL STUDIES (7815) Test Company: ETS Score Range: 100-200	All enrolled students who have completed all nonclinical courses, 2019-20		2				161	10	10	100%
	Other enrolled students, 2019-20							131	111	85%
	All program completers, 2019-20		14	10	71%	165	161	328	296	90%
	All program completers, 2018-19		1				161	9		
	All program completers, 2017-18							1		


Single Assessment Institution-Level Pass Rate Data: *Traditional Teacher Preparation Program Within IHE*

		<div>HEOA - Title II</div> <div>2019 - 2020 Academic Year</div>									
Institution Name		BOWIE STATE UNIVERSITY									
Institution Code		5401									
State		Maryland									
							Statewide				
Assessment Information ¹		Group	Number Taking Assessment	Number Passing Assessment	Institutional Pass Rate	Institutional Average Scaled Score	Assessment Cut Score ²	Number Taking Assessment	Number Passing Assessment	Statewide Pass Rate	Statewide Average Scaled Score
ELEM ED: INSTRUCTIONAL PRACTICE AND APPLICATIONS (5019) Test Company: ETS Score Range: 100-200	All enrolled students who have completed all nonclinical courses, 2019-20							1			
	Other enrolled students, 2019-20		1				155	13	11	85%	174
	All program completers, 2019-20							4			
	All program completers, 2018-19		12	11	92%	165	155	82	81	99%	171
	All program completers, 2017-18							665	655	98%	173
ELEMENTARY EDUCATION: MATHEMATICS CKT (7803) Test Company: ETS Score Range: 100-200	All enrolled students who have completed all nonclinical courses, 2019-20							2			
	Other enrolled students, 2019-20							24	23	96%	168
	All program completers, 2019-20		3				150	187	182	97%	170
	All program completers, 2018-19		11	11	100%	163	150	540	534	99%	168
	All program completers, 2017-18							14	13	93%	164
ELEMENTARY EDUCATION: READING AND LANG ARTS CKT (7802) Test Company: ETS Score Range: 100-200	All enrolled students who have completed all nonclinical courses, 2019-20							2			
	Other enrolled students, 2019-20							21	19	90%	173
	All program completers, 2019-20		2				161	166	159	96%	174
	All program completers, 2018-19		11	11	100%	167	161	540	531	98%	174
	All program completers, 2017-18							14	13	93%	174
ELEMENTARY EDUCATION: SCIENCE CKT (7804) Test Company: ETS Score Range: 100-200	All enrolled students who have completed all nonclinical courses, 2019-20		1				154	3			
	Other enrolled students, 2019-20							25	23	92%	175
	All program completers, 2019-20		4				154	197	196	99%	180
	All program completers, 2018-19		11	11	100%	167	154	539	537	100%	179
	All program completers, 2017-18							14	13	93%	175

Single Assessment Institution-Level Pass Rate Data: Traditional Teacher Preparation Program Within IHE


		HEOA - Title II 2019 - 2020 Academic Year									
Institution Name		BOWIE STATE UNIVERSITY									
Institution Code		5401									
State		Maryland									
							Statewide				
Assessment Information¹		Group	Number Taking Assessment	Number Passing Assessment	Institutional Pass Rate	Institutional Average Scaled Score	Assessment Cut Score²	Number Taking Assessment	Number Passing Assessment	Statewide Pass Rate	Statewide Average Scaled Score
ELEMENTARY EDUCATION: SOCIAL STUDIES (7805) Test Company: ETS Score Range: 100-200	All enrolled students who have completed all nonclinical courses, 2019-20	1					155	1			
	Other enrolled students, 2019-20							22	22	100%	167
	All program completers, 2019-20							133	127	95%	171
	All program completers, 2018-19	11	11	100%	168	155	537	516	96%	168	
	All program completers, 2017-18						14	11	79%	160	
ENGLISH LANGUAGE ARTS: CONTENT AND ANALYSIS (5039) Test Company: ETS Score Range: 100-200	All enrolled students who have completed all nonclinical courses, 2019-20							8			
	Other enrolled students, 2019-20							21	20	95%	181
	All program completers, 2019-20	1					168	87	84	97%	179
	All program completers, 2018-19	3					168	93	93	100%	180
	All program completers, 2017-18							110	110	100%	180
ENGLISH TO SPEAKERS OF OTHER LANGUAGES (DISC) (5361) Test Company: ETS Score Range: 100-200	All enrolled students who have completed all nonclinical courses, 2019-20										
	Other enrolled students, 2019-20							1			
	All program completers, 2019-20										
	All program completers, 2018-19							9			
	All program completers, 2017-18							22	22	100%	169
ENGLISH TO SPEAKERS OF OTHER LANGUAGES (5362) Test Company: ETS Score Range: 100-200	All enrolled students who have completed all nonclinical courses, 2019-20							1			
	Other enrolled students, 2019-20							12	12	100%	185
	All program completers, 2019-20							30	30	100%	185
	All program completers, 2018-19							33	33	100%	187
	All program completers, 2017-18							18	18	100%	186

Single Assessment Institution-Level Pass Rate Data: Traditional Teacher Preparation Program Within IHE


		<div>HEOA - Title II</div> <div>2019 - 2020 Academic Year</div>									
Institution Name		BOWIE STATE UNIVERSITY									
Institution Code		5401									
State		Maryland									
							Statewide				
Assessment Information ¹		Group	Number Taking Assessment	Number Passing Assessment	Institutional Pass Rate	Institutional Average Scaled Score	Assessment Cut Score ²	Number Taking Assessment	Number Passing Assessment	Statewide Pass Rate	Statewide Average Scaled Score
FRENCH WORLD LANGUAGE (5174) Test Company: ETS Score Range: 100-200	All enrolled students who have completed all nonclinical courses, 2019-20										
	Other enrolled students, 2019-20							2			
	All program completers, 2019-20							1			
	All program completers, 2018-19							2			
	All program completers, 2017-18							3			
GERMAN WORLD LANGUAGE (5183) Test Company: ETS Score Range: 100-200	All enrolled students who have completed all nonclinical courses, 2019-20										
	Other enrolled students, 2019-20										
	All program completers, 2019-20							1			
	All program completers, 2018-19							1			
	All program completers, 2017-18							1			
HEALTH EDUCATION (5551) Test Company: ETS Score Range: 100-200	All enrolled students who have completed all nonclinical courses, 2019-20										
	Other enrolled students, 2019-20							2			
	All program completers, 2019-20							12	11	92%	167
	All program completers, 2018-19							20	20	100%	168
	All program completers, 2017-18							13	12	92%	164
LATIN (5601) Test Company: ETS Score Range: 100-200	All enrolled students who have completed all nonclinical courses, 2019-20										
	Other enrolled students, 2019-20										
	All program completers, 2019-20										
	All program completers, 2018-19										
	All program completers, 2017-18							1			

April 5, 2021


Single Assessment Institution-Level Pass Rate Data: Traditional Teacher Preparation Program Within IHE

		HEOA - Title II 2019 - 2020 Academic Year									
Institution Name		BOWIE STATE UNIVERSITY									
Institution Code		5401									
State		Maryland									
							<i>April 5, 2021</i>				
Assessment Information ¹		Group	Number Taking Assessment	Number Passing Assessment	Institutional Pass Rate	Institutional Average Scaled Score	Assessment Cut Score ²	Statewide			
								Number Taking Assessment	Number Passing Assessment	Statewide Pass Rate	Statewide Average Scaled Score
MATHEMATICS CONTENT KNOWLEDGE (5161) <i>Test Company: ETS</i> <i>Score Range: 100-200</i>		All enrolled students who have completed all nonclinical courses, 2019-20						3			
		Other enrolled students, 2019-20	1				160	26	16	62%	160
		All program completers, 2019-20	2				160	49	42	86%	169
		All program completers, 2018-19	2				160	56	53	95%	172
		All program completers, 2017-18						46	44	96%	172
MIDDLE SCHOOL ENG LANG ARTS (5047) <i>Test Company: ETS</i> <i>Score Range: 100-200</i>		All enrolled students who have completed all nonclinical courses, 2019-20									
		Other enrolled students, 2019-20						2			
		All program completers, 2019-20						4			
		All program completers, 2018-19						12	5	42%	162
		All program completers, 2017-18						8			
MIDDLE SCHOOL MATHEMATICS (5169) <i>Test Company: ETS</i> <i>Score Range: 100-200</i>		All enrolled students who have completed all nonclinical courses, 2019-20									
		Other enrolled students, 2019-20						9			
		All program completers, 2019-20						20	20	100%	181
		All program completers, 2018-19						17	15	88%	177
		All program completers, 2017-18						33	33	100%	179
MIDDLE SCHOOL SCIENCE (5440) <i>Test Company: ETS</i> <i>Score Range: 100-200</i>		All enrolled students who have completed all nonclinical courses, 2019-20									
		Other enrolled students, 2019-20						9			
		All program completers, 2019-20						22	21	95%	162
		All program completers, 2018-19						17	17	100%	169
		All program completers, 2017-18						35	35	100%	165


Single Assessment Institution-Level Pass Rate Data: Traditional Teacher Preparation Program Within IHE

		HEOA - Title II 2019 - 2020 Academic Year									
Institution Name		BOWIE STATE UNIVERSITY									
Institution Code		5401									
State		Maryland									
							April 5, 2021				
							Statewide				
Assessment Information ¹		Group	Number Taking Assessment	Number Passing Assessment	Institutional Pass Rate	Institutional Average Scaled Score	Assessment Cut Score ²	Number Taking Assessment	Number Passing Assessment	Statewide Pass Rate	Statewide Average Scaled Score
MIDDLE SCHOOL SOCIAL STUDIES (5089) Test Company: ETS Score Range: 100-200	All enrolled students who have completed all nonclinical courses, 2019-20										
	Other enrolled students, 2019-20							2			
	All program completers, 2019-20							4			
	All program completers, 2018-19							8			
	All program completers, 2017-18							7			
MUSIC CONTENT & INSTRUCTION (5114) Test Company: ETS Score Range: 100-200	All enrolled students who have completed all nonclinical courses, 2019-20							1			
	Other enrolled students, 2019-20							9			
	All program completers, 2019-20							38	34	89%	171
	All program completers, 2018-19							41	38	93%	172
	All program completers, 2017-18							54	52	96%	170
PHYSICAL ED CONTENT AND DESIGN (5095) Test Company: ETS Score Range: 100-200	All enrolled students who have completed all nonclinical courses, 2019-20							2			
	Other enrolled students, 2019-20							9			
	All program completers, 2019-20							58	49	84%	174
	All program completers, 2018-19							51	48	94%	174
	All program completers, 2017-18							61	60	98%	176
PHYSICS CONTENT KNOWLEDGE (5265) Test Company: ETS Score Range: 100-200	All enrolled students who have completed all nonclinical courses, 2019-20										
	Other enrolled students, 2019-20							3			
	All program completers, 2019-20							1			
	All program completers, 2018-19							3			
	All program completers, 2017-18							1			


Single Assessment Institution-Level Pass Rate Data: Traditional Teacher Preparation Program Within IHE

		<div>HEOA - Title II</div> <div>2019 - 2020 Academic Year</div>									
Institution Name		BOWIE STATE UNIVERSITY									
Institution Code		5401									
State		Maryland									
							Statewide				
Assessment Information ¹		Group	Number Taking Assessment	Number Passing Assessment	Institutional Pass Rate	Institutional Average Scaled Score	Assessment Cut Score ²	Number Taking Assessment	Number Passing Assessment	Statewide Pass Rate	Statewide Average Scaled Score
PRAXIS I MATHEMATICS (DISCONTINUED) (0730) Test Company: ETS Score Range: 150-190	All enrolled students who have completed all nonclinical courses, 2019-20										
	Other enrolled students, 2019-20										
	All program completers, 2019-20										
	All program completers, 2018-19										
	All program completers, 2017-18						68	68	100%	180	
PRAXIS I READING (DISCONTINUED) (0710) Test Company: ETS Score Range: 150-190	All enrolled students who have completed all nonclinical courses, 2019-20										
	Other enrolled students, 2019-20										
	All program completers, 2019-20										
	All program completers, 2018-19										
	All program completers, 2017-18						62	62	100%	180	
PRAXIS I WRITING (DISCONTINUED) (0720) Test Company: ETS Score Range: 150-190	All enrolled students who have completed all nonclinical courses, 2019-20										
	Other enrolled students, 2019-20										
	All program completers, 2019-20										
	All program completers, 2018-19										
	All program completers, 2017-18						74	73	99%	176	
PRINC LEARNING AND TEACHING 7-12 (5624) Test Company: ETS Score Range: 100-200	All enrolled students who have completed all nonclinical courses, 2019-20	1					157	18	17	94%	176
	Other enrolled students, 2019-20							51	49	96%	178
	All program completers, 2019-20	3					157	193	190	98%	180
	All program completers, 2018-19	7					157	328	328	100%	181
	All program completers, 2017-18							340	340	100%	181


Single Assessment Institution-Level Pass Rate Data: Traditional Teacher Preparation Program Within IHE

		HEOA - Title II 2019 - 2020 Academic Year									
Institution Name		BOWIE STATE UNIVERSITY									
Institution Code		5401									
State		Maryland									
							<i>April 5, 2021</i>				
							Statewide				
Assessment Information¹		Group	Number Taking Assessment	Number Passing Assessment	Institutional Pass Rate	Institutional Average Scaled Score	Assessment Cut Score²	Number Taking Assessment	Number Passing Assessment	Statewide Pass Rate	Statewide Average Scaled Score
PRINC LEARNING AND TEACHING EARLY CHILD (5621) <i>Test Company: ETS</i> <i>Score Range: 100-200</i>	All enrolled students who have completed all nonclinical courses, 2019-20		5				157	5			
	Other enrolled students, 2019-20		3				157	33	32	97%	169
	All program completers, 2019-20		9				157	119	118	99%	173
	All program completers, 2018-19		26	26	100%	169	157	241	239	99%	173
	All program completers, 2017-18							256	254	99%	173
PRINC LEARNING AND TEACHING K-6 (5622) <i>Test Company: ETS</i> <i>Score Range: 100-200</i>	All enrolled students who have completed all nonclinical courses, 2019-20		3				160	8			
	Other enrolled students, 2019-20		2				160	71	67	94%	175
	All program completers, 2019-20		13	13	100%	173	160	355	352	99%	179
	All program completers, 2018-19		24	24	100%	174	160	641	638	100%	179
	All program completers, 2017-18							678	678	100%	179
SE CORE KNOWLEDGE & APPLICATIONS (5354) <i>Test Company: ETS</i> <i>Score Range: 100-200</i>	All enrolled students who have completed all nonclinical courses, 2019-20		3				163	11	10	91%	170
	Other enrolled students, 2019-20		2				163	126	119	94%	175
	All program completers, 2019-20		9				163	251	248	99%	176
	All program completers, 2018-19		10	10	100%	169	151	295	294	100%	176
	All program completers, 2017-18							313	313	100%	177
SOCIAL STUDIES CONTENT & INTERPRETATION (5086) <i>Test Company: ETS</i> <i>Score Range: 100-200</i>	All enrolled students who have completed all nonclinical courses, 2019-20							6			
	Other enrolled students, 2019-20							31	28	90%	170
	All program completers, 2019-20							89	84	94%	169
	All program completers, 2018-19							80	80	100%	168
	All program completers, 2017-18							94	92	98%	169


Single Assessment Institution-Level Pass Rate Data: Traditional Teacher Preparation Program Within IHE

		HEOA - Title II 2019 - 2020 Academic Year									
Institution Name		BOWIE STATE UNIVERSITY									
Institution Code		5401									
State		Maryland									
							April 5, 2021				
							Statewide				
Assessment Information ¹		Group	Number Taking Assessment	Number Passing Assessment	Institutional Pass Rate	Institutional Average Scaled Score	Assessment Cut Score ²	Number Taking Assessment	Number Passing Assessment	Statewide Pass Rate	Statewide Average Scaled Score
SPANISH WORLD LANGUAGE (5195) Test Company: ETS Score Range: 100-200		All enrolled students who have completed all nonclinical courses, 2019-20						1			
		Other enrolled students, 2019-20						5			
		All program completers, 2019-20						6			
		All program completers, 2018-19						5			
		All program completers, 2017-18						9			
TEACHING READING: ELEMENTARY (5205) Test Company: ETS Score Range: 100-200		All enrolled students who have completed all nonclinical courses, 2019-20	5				159	12	8	67%	163
		Other enrolled students, 2019-20	1				159	137	108	79%	167
		All program completers, 2019-20	17	12	71%	160	159	639	592	93%	170
		All program completers, 2018-19									
		All program completers, 2017-18									
TECHNOLOGY EDUCATION (5051) Test Company: ETS Score Range: 100-200		All enrolled students who have completed all nonclinical courses, 2019-20									
		Other enrolled students, 2019-20						1			
		All program completers, 2019-20						2			
		All program completers, 2018-19						2			
		All program completers, 2017-18									
THEATRE (5641) Test Company: ETS Score Range: 100-200		All enrolled students who have completed all nonclinical courses, 2019-20									
		Other enrolled students, 2019-20									
		All program completers, 2019-20									
		All program completers, 2018-19						4			
		All program completers, 2017-18						1			


Single Assessment Institution-Level Pass Rate Data: Traditional Teacher Preparation Program Within IHE

		<div>HEOA - Title II</div> <div>2019 - 2020 Academic Year</div>									
Institution Name		BOWIE STATE UNIVERSITY									
Institution Code		5401									
State		Maryland									
							April 5, 2021				
Assessment Information ¹		Group	Number Taking Assessment	Number Passing Assessment	Institutional Pass Rate	Institutional Average Scaled Score	Assessment Cut Score ²	Statewide			
								Number Taking Assessment	Number Passing Assessment	Statewide Pass Rate	Statewide Average Scaled Score
WORLD AND U.S. HISTORY CK (5941) Test Company: ETS Score Range: 100-200	All enrolled students who have completed all nonclinical courses, 2019-20							3			
	Other enrolled students, 2019-20							4			
	All program completers, 2019-20							20	16	80%	165
	All program completers, 2018-19							26	22	85%	167
	All program completers, 2017-18							34	34	100%	172
WORLD LANGUAGE PEDAGOGY (5841) Test Company: ETS Score Range: 100-200	All enrolled students who have completed all nonclinical courses, 2019-20										
	Other enrolled students, 2019-20							2			
	All program completers, 2019-20										
	All program completers, 2018-19										
	All program completers, 2017-18										
EDTPA: AGRICULTURAL EDUCATION (TPA0100) Test Company: E.S. Pearson* Score Range: 15-75	All enrolled students who have completed all nonclinical courses, 2019-20										
	Other enrolled students, 2019-20										
	All program completers, 2019-20							1			
	All program completers, 2018-19										
	All program completers, 2017-18										
EDTPA: BUSINESS EDUCATION (TPA0102) Test Company: E.S. Pearson* Score Range: 15-75	All enrolled students who have completed all nonclinical courses, 2019-20										
	Other enrolled students, 2019-20										
	All program completers, 2019-20							2			
	All program completers, 2018-19										
	All program completers, 2017-18										

Single Assessment Institution-Level Pass Rate Data: Traditional Teacher Preparation Program Within IHE


		HEOA - Title II 2019 - 2020 Academic Year									
Institution Name		BOWIE STATE UNIVERSITY									
Institution Code		5401									
State		Maryland									
							April 5, 2021				
Assessment Information ¹		Group	Number Taking Assessment	Number Passing Assessment	Institutional Pass Rate	Institutional Average Scaled Score	Assessment Cut Score ²	Statewide			
								Number Taking Assessment	Number Passing Assessment	Statewide Pass Rate	Statewide Average Scaled Score
EDTPA: EARLY CHILDHOOD (TPA0014) Test Company: E.S. Pearson* Score Range: 15-75	All enrolled students who have completed all nonclinical courses, 2019-20										
	Other enrolled students, 2019-20										
	All program completers, 2019-20							65	65	100%	43
	All program completers, 2018-19										
	All program completers, 2017-18										
EDTPA: ELEM ED LITERACY WITH MATHEMATICS TASK 4 (TPA0110) Test Company: E.S. Pearson* Score Range: 18-90	All enrolled students who have completed all nonclinical courses, 2019-20										
	Other enrolled students, 2019-20							3			
	All program completers, 2019-20							126	126	100%	53
	All program completers, 2018-19										
	All program completers, 2017-18										
EDTPA: ELEM ED MATHEMATICS WITH LITERACY TASK 4 (TPA0149) Test Company: E.S. Pearson* Score Range: 18-90	All enrolled students who have completed all nonclinical courses, 2019-20										
	Other enrolled students, 2019-20										
	All program completers, 2019-20							7			
	All program completers, 2018-19										
	All program completers, 2017-18										
EDTPA: ELEMENTARY LITERACY (TPA0001) Test Company: E.S. Pearson* Score Range: 15-75	All enrolled students who have completed all nonclinical courses, 2019-20										
	Other enrolled students, 2019-20							1			
	All program completers, 2019-20							11	11	100%	44
	All program completers, 2018-19										
	All program completers, 2017-18										

Single Assessment Institution-Level Pass Rate Data: Traditional Teacher Preparation Program Within IHE


		<div>HEOA - Title II</div> <div>2019 - 2020 Academic Year</div>									
Institution Name		BOWIE STATE UNIVERSITY									
Institution Code		5401									
State		Maryland									
							Statewide				
Assessment Information ¹		Group	Number Taking Assessment	Number Passing Assessment	Institutional Pass Rate	Institutional Average Scaled Score	Assessment Cut Score ²	Number Taking Assessment	Number Passing Assessment	Statewide Pass Rate	Statewide Average Scaled Score
EDTPA: ELEMENTARY MATHEMATICS (TPA0002) Test Company: E.S. Pearson* Score Range: 15-75		All enrolled students who have completed all nonclinical courses, 2019-20									
		Other enrolled students, 2019-20						2			
		All program completers, 2019-20						12	12	100%	44
		All program completers, 2018-19									
		All program completers, 2017-18									
EDTPA: SECONDARY ENGLISH LANGUAGE ARTS (TPA0003) Test Company: E.S. Pearson* Score Range: 15-75		All enrolled students who have completed all nonclinical courses, 2019-20									
		Other enrolled students, 2019-20									
		All program completers, 2019-20						33	33	100%	47
		All program completers, 2018-19									
		All program completers, 2017-18									
EDTPA: SECONDARY HISTORY-SOCIAL STUDIES (TPA0004) Test Company: E.S. Pearson* Score Range: 15-75		All enrolled students who have completed all nonclinical courses, 2019-20									
		Other enrolled students, 2019-20						1			
		All program completers, 2019-20						41	41	100%	44
		All program completers, 2018-19									
		All program completers, 2017-18									
EDTPA: SECONDARY MATHEMATICS (TPA0005) Test Company: E.S. Pearson* Score Range: 15-75		All enrolled students who have completed all nonclinical courses, 2019-20									
		Other enrolled students, 2019-20						3			
		All program completers, 2019-20						18	18	100%	43
		All program completers, 2018-19									
		All program completers, 2017-18									

April 5, 2021


Single Assessment Institution-Level Pass Rate Data: Traditional Teacher Preparation Program Within IHE

		<div>HEOA - Title II</div> <div>2019 - 2020 Academic Year</div>									
Institution Name		BOWIE STATE UNIVERSITY									
Institution Code		5401									
State		Maryland									
							Statewide				
Assessment Information ¹		Group	Number Taking Assessment	Number Passing Assessment	Institutional Pass Rate	Institutional Average Scaled Score	Assessment Cut Score ²	Number Taking Assessment	Number Passing Assessment	Statewide Pass Rate	Statewide Average Scaled Score
EDTPA: SECONDARY SCIENCE (TPA0006) Test Company: E.S. Pearson* Score Range: 15-75		All enrolled students who have completed all nonclinical courses, 2019-20									
		Other enrolled students, 2019-20									
		All program completers, 2019-20						17	17	100%	42
		All program completers, 2018-19									
		All program completers, 2017-18									
OPI MANDARIN (ACT1013) Test Company: ACTFL* Score Range: 1-10		All enrolled students who have completed all nonclinical courses, 2019-20									
		Other enrolled students, 2019-20									
		All program completers, 2019-20									
		All program completers, 2018-19									
		All program completers, 2017-18						1			
OPI SPANISH (ACT1018) Test Company: ACTFL* Score Range: 1-10		All enrolled students who have completed all nonclinical courses, 2019-20									
		Other enrolled students, 2019-20						5			
		All program completers, 2019-20						5			
		All program completers, 2018-19						1			
		All program completers, 2017-18						3			
OPIC FRENCH (ACT3003) Test Company: ACTFL* Score Range: 1-10		All enrolled students who have completed all nonclinical courses, 2019-20									
		Other enrolled students, 2019-20									
		All program completers, 2019-20						1			
		All program completers, 2018-19						1			
		All program completers, 2017-18						1			

Single Assessment Institution-Level Pass Rate Data: Traditional Teacher Preparation Program Within IHE

		HEOA - Title II 2019 - 2020 Academic Year									
Institution Name		BOWIE STATE UNIVERSITY									
Institution Code		5401									
State		Maryland									
							<i>April 5, 2021</i>				
<i>Assessment Information ¹</i>		<i>Group</i>	<i>Number Taking Assessment</i>	<i>Number Passing Assessment</i>	<i>Institutional Pass Rate</i>	<i>Institutional Average Scaled Score</i>	<i>Assessment Cut Score ²</i>	Statewide			
								<i>Number Taking Assessment</i>	<i>Number Passing Assessment</i>	<i>Statewide Pass Rate</i>	<i>Statewide Average Scaled Score</i>
OPIC SPANISH (ACT3002) <i>Test Company: ACTFL*</i> <i>Score Range: 1-10</i>		All enrolled students who have completed all nonclinical courses, 2019-20									
		Other enrolled students, 2019-20						10	9	90%	7
		All program completers, 2019-20						4			
		All program completers, 2018-19						7			
		All program completers, 2017-18						2			
WPT CHINESE-MANDARIN (ACT2002) <i>Test Company: ACTFL*</i> <i>Score Range: 1-10</i>		All enrolled students who have completed all nonclinical courses, 2019-20									
		Other enrolled students, 2019-20									
		All program completers, 2019-20									
		All program completers, 2018-19									
		All program completers, 2017-18						2			
WPT FRENCH (ACT2005) <i>Test Company: ACTFL*</i> <i>Score Range: 1-10</i>		All enrolled students who have completed all nonclinical courses, 2019-20									
		Other enrolled students, 2019-20									
		All program completers, 2019-20						2			
		All program completers, 2018-19						2			
		All program completers, 2017-18						1			
WPT GERMAN (ACT2006) <i>Test Company: ACTFL*</i> <i>Score Range: 1-10</i>		All enrolled students who have completed all nonclinical courses, 2019-20									
		Other enrolled students, 2019-20						1			
		All program completers, 2019-20									
		All program completers, 2018-19									
		All program completers, 2017-18									

Single Assessment Institution-Level Pass Rate Data: *Traditional Teacher Preparation Program Within IHE*

		<div>HEOA - Title II</div> <div>2019 - 2020 Academic Year</div>									
Institution Name		BOWIE STATE UNIVERSITY									
Institution Code		5401									
State		Maryland									
							April 5, 2021				
							Statewide				
Assessment Information ¹		Group	Number Taking Assessment	Number Passing Assessment	Institutional Pass Rate	Institutional Average Scaled Score	Assessment Cut Score ²	Number Taking Assessment	Number Passing Assessment	Statewide Pass Rate	Statewide Average Scaled Score
WPT SPANISH (ACT2015) Test Company: ACTFL* Score Range: 1-10		All enrolled students who have completed all nonclinical courses, 2019-20									
		Other enrolled students, 2019-20						10	7	70%	6
		All program completers, 2019-20						12	11	92%	7
		All program completers, 2018-19						10	10	100%	6
		All program completers, 2017-18						4			

Note: In cases where there are less than ten students taking the assessment or license/certificate, the number passing and pass rate are not reported.

¹Tests with multiple delivery options (computer, paper, etc.) will be noted with the assessment code for one format only.

²Cut scores may vary for groups depending upon when the cut scores are established by the state and when each group completed their teacher certification or licensure assessment.

*Questions regarding tests listed by this testing company must be addressed to your state Title II Coordinator.