

Bowie State University
College of Education Graduate Alumni Survey (2025)

1 - In which program did you earn your Bowie State University degree?

Response Option	Weight	Frequency	Percent	Percent Responses	Means
Master of Education in Culturally Responsive Teacher Leadership	(1)	5	20.00%		3.12
Master of Education in Reading Education	(2)	5	20.00%		
Master of Education in Special Education	(3)	8	32.00%		
Master of Education in Elementary and Secondary School Administration	(4)	1	4.00%		
Master of Arts and Certificate of Advanced Study in School Psychology	(5)	1	4.00%		
Doctor of Education in Educational Leadership	(6)	5	20.00%		
				0 25 50 75 100	Question
Response Rate	Mean	STD			
25/74 (33.78%)	3.12	1.76			

2 - How many years has it been since you last attended Bowie State University?

Response Option	Weight	Frequency	Percent	Percent Responses	Means
Less than one year	(1)	2	8.00%		2.28
1 to 2 years	(2)	14	56.00%		
3 to 5 years	(3)	9	36.00%		
Over 5 years	(4)	0	0.00%		
				0 25 50 75 100	Question
Response Rate	Mean	STD			
25/74 (33.78%)	2.28	0.61			

3 - If you were to start college again, would Bowie State University be your first choice?

Response Option	Weight	Frequency	Percent	Percent Responses	Means
Definitely Yes	(1)	6	24.00%		2.20
Probably Yes	(2)	10	40.00%		
Probably Not	(3)	7	28.00%		
Definitely Not	(4)	2	8.00%		
				0 25 50 75 100	Question
Response Rate	Mean	STD			
25/74 (33.78%)	2.20	0.91			

4 - Would you recommend Bowie State University to others?

Response Option	Weight	Frequency	Percent	Percent Responses	Means
Definitely Yes	(1)	14	56.00%		1.68
Probably Yes	(2)	6	24.00%		
Probably Not	(3)	4	16.00%		
Definitely Not	(4)	1	4.00%		
				0 25 50 75 100	Question
Response Rate	Mean	STD			
25/74 (33.78%)	1.68	0.90			

5 - How often do you use skills or knowledge learned at Bowie State University in your daily work?

Response Option	Weight	Frequency	Percent	Percent Responses	Means
Often	(1)	19	76.00%		1.24
Occasionally	(2)	6	24.00%		
Never	(3)	0	0.00%		
				0 25 50 75 100	Question
Response Rate	Mean	STD			
25/74 (33.78%)	1.24	0.44			

Bowie State University
College of Education Graduate Alumni Survey (2025)

6 - How satisfied are you with the overall educational experience you had at Bowie State University?

Response Option	Weight	Frequency	Percent	Percent Responses	Means
Very Dissatisfied	(1)	2	8.00%		3.04
Dissatisfied	(2)	3	12.00%		
Satisfied	(3)	12	48.00%		
Very Satisfied	(4)	8	32.00%		
				0 25 50 75 100	Question
Response Rate	Mean	STD			
25/74 (33.78%)	3.04	0.89			

7 - How satisfied are you, in the following areas, with the Impact Bowie State University has had on your professional and academic growth?

Writing effectively in your field

Response Option	Weight	Frequency	Percent	Percent Responses	Means
Very Dissatisfied	(1)	1	4.00%		3.20
Dissatisfied	(2)	1	4.00%		
Satisfied	(3)	15	60.00%		
Very Satisfied	(4)	8	32.00%		
				0 25 50 75 100	Question
Response Rate	Mean	STD			
25/74 (33.78%)	3.20	0.71			

7 - How satisfied are you, in the following areas, with the Impact Bowie State University has had on your professional and academic growth?

Working cooperatively in a group

Response Option	Weight	Frequency	Percent	Percent Responses	Means
Very Dissatisfied	(1)	1	4.00%		3.24
Dissatisfied	(2)	1	4.00%		
Satisfied	(3)	14	56.00%		
Very Satisfied	(4)	9	36.00%		
				0 25 50 75 100	Question
Response Rate	Mean	STD			
25/74 (33.78%)	3.24	0.72			

7 - How satisfied are you, in the following areas, with the Impact Bowie State University has had on your professional and academic growth?

Communicating effectively in your field

Response Option	Weight	Frequency	Percent	Percent Responses	Means
Very Dissatisfied	(1)	1	4.00%		3.20
Dissatisfied	(2)	1	4.00%		
Satisfied	(3)	15	60.00%		
Very Satisfied	(4)	8	32.00%		
				0 25 50 75 100	Question
Response Rate	Mean	STD			
25/74 (33.78%)	3.20	0.71			

7 - How satisfied are you, in the following areas, with the Impact Bowie State University has had on your professional and academic growth?

Critically analyzing research literature and/or technical writing from your field

Response Option	Weight	Frequency	Percent	Percent Responses	Means
Very Dissatisfied	(1)	1	4.00%		3.28
Dissatisfied	(2)	2	8.00%		
Satisfied	(3)	11	44.00%		
Very Satisfied	(4)	11	44.00%		
				0 25 50 75 100	Question
Response Rate	Mean	STD			
25/74 (33.78%)	3.28	0.79			

Bowie State University
College of Education Graduate Alumni Survey (2025)

7 - How satisfied are you, in the following areas, with the impact Bowie State University has had on your professional and academic growth?

Preparing for further education in your field

Response Option	Weight	Frequency	Percent	Percent Responses	Means
Very Dissatisfied	(1)	1	4.00%		3.16
Dissatisfied	(2)	2	8.00%		
Satisfied	(3)	14	56.00%		
Very Satisfied	(4)	8	32.00%		
				0 25 50 75 100	Question
Response Rate	Mean	STD			
25/74 (33.78%)	3.16	0.75			

7 - How satisfied are you, in the following areas, with the impact Bowie State University has had on your professional and academic growth?

Learning independently

Response Option	Weight	Frequency	Percent	Percent Responses	Means
Very Dissatisfied	(1)	0	0.00%		3.44
Dissatisfied	(2)	0	0.00%		
Satisfied	(3)	14	56.00%		
Very Satisfied	(4)	11	44.00%		
				0 25 50 75 100	Question
Response Rate	Mean	STD			
25/74 (33.78%)	3.44	0.51			

7 - How satisfied are you, in the following areas, with the impact Bowie State University has had on your professional and academic growth?

Understanding different philosophies and cultures


Response Option	Weight	Frequency	Percent	Percent Responses	Means
Very Dissatisfied	(1)	1	4.00%		3.36
Dissatisfied	(2)	1	4.00%		
Satisfied	(3)	11	44.00%		
Very Satisfied	(4)	12	48.00%		
				0 25 50 75 100	Question
Response Rate	Mean	STD			
25/74 (33.78%)	3.36	0.76			

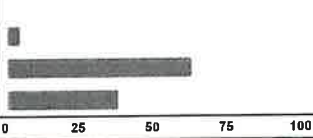
7 - How satisfied are you, in the following areas, with the impact Bowie State University has had on your professional and academic growth?


Understanding the interaction of society and environment


Response Option	Weight	Frequency	Percent	Percent Responses	Means
Very Dissatisfied	(1)	1	4.00%		3.28
Dissatisfied	(2)	1	4.00%		
Satisfied	(3)	13	52.00%		
Very Satisfied	(4)	10	40.00%		
				0 25 50 75 100	Question
Response Rate	Mean	STD			
25/74 (33.78%)	3.28	0.74			

Bowie State University
College of Education Graduate Alumni Survey (2025)

7 - How satisfied are you, in the following areas, with the Impact Bowie State University has had on your professional and academic growth?						
Applying research to problems in your field						
Response Option		Weight	Frequency	Percent	Percent Responses	Means
Very Dissatisfied		(1)	0	0.00%		3.36
Dissatisfied		(2)	2	8.00%		
Satisfied		(3)	12	48.00%		
Very Satisfied		(4)	11	44.00%		
					0255075100	Question
Response Rate		Mean	STD			
25/74 (33.78%)		3.36	0.64			

7 - How satisfied are you, in the following areas, with the Impact Bowie State University has had on your professional and academic growth?									
Recognizing your responsibilities, rights, and privileges as a professional									
Response Option	Weight	Frequency	Percent	Percent Responses		Means			
Very Dissatisfied	(1)	0	0.00%			3.32			
Dissatisfied	(2)	1	4.00%						
Satisfied	(3)	15	60.00%						
Very Satisfied	(4)	9	36.00%						
				0	25	50	75	100	Question
Response Rate	Mean	STD							
25/74 (33.78%)	3.32	0.56							

7 - How satisfied are you, in the following areas, with the Impact Bowie State University has had on your professional and academic growth?						
Applying principles and methods to problems in your field						
Response Option		Weight	Frequency	Percent	Percent Responses	Means
Very Dissatisfied		(1)	0	0.00%		3.36
Dissatisfied		(2)	1	4.00%		
Satisfied		(3)	14	56.00%		
Very Satisfied		(4)	10	40.00%		
					0255075100	Question
Response Rate		Mean	STD			
25/74 (33.78%)		3.36	0.57			

7 - How satisfied are you, in the following areas, with the impact Bowie State University has had on your professional and academic growth?									
Defining and solving problems in your field									
Response Option	Weight	Frequency	Percent	Percent Responses		Means			
Very Dissatisfied	(1)	1	4.00%			3.32			
Dissatisfied	(2)	0	0.00%						
Satisfied	(3)	14	56.00%						
Very Satisfied	(4)	10	40.00%						
				0	25	50	75	100	Question
Response Rate	Mean	STD							
25/74 (33.78%)	3.32	0.69							

8 - Are you currently employed in your Bowie State University earned degree/field of study?						
Response Option		Weight	Frequency	Percent	Percent Responses	Means
Yes		(1)	19	76.00%	<div><div></div></div>	1.24
No		(2)	6	24.00%	<div><div></div></div>	
					0255075100	Question
Response Rate		Mean	STD			
25/74 (33.78%)		1.24	0.44			

Bowie State University

College of Education Graduate Alumni Survey (2025)

9 - If not, why? (choose one best response)

Response Option	Weight	Frequency	Percent	Percent Responses	Means
I could not find a job in my major field	(1)	0	0.00%		
I developed new career interests after leaving Bowie State University	(2)	1	4.00%		
The jobs in my field did not pay well	(3)	1	4.00%		
The jobs in my field offered few opportunities for advancement	(4)	6	24.00%		
I am currently seeking new job opportunities	(5)	12	48.00%		
I am a full-time student	(6)	5	20.00%		
I am presently un-employed	(7)	0	0.00%		
				0 25 50 75 100	Question
Response Rate	Mean	STD			
25/74 (33.78%)	4.76	0.97			

10 - Please provide the school/company name, city/town, and state about your present employer:


Response Rate	25/74 (33.78%)
<ul style="list-style-type: none"> • Prince George's county public schools • Prince George's County Public Schools, Maryland • Robert D. Stethem Educational Center Pomfret MD Charles County Public School • Charles County Public Schools JC Parks Elementary Bryan's Road, Maryland • Berman Hebrew Academy 13300 Artic Ave, Rockville, MD 20853 • Pgcps • University of Helsinki Helsinki, Finland Master's in Education Candidate • Colin Powell Academy Ft. Washington, MD • Baltimore City Public Schools • No • PGCPSS • N/A • Elementary School District Flossmoor, IL • Pgcps Cesar Chavez elementary • Prince George's County Public Schools Upper Marlboro, MD 20772 • Baltimore City Public Schools, Harford Heights Elementary, Baltimore MD • District of Columbia public schools Washington, DC • SUNY@Buffalo Buffalo, NY 15260 • DC Public Schools (Maury ES) • United StatesPostal Service • Anne Arundel County Public Schools Anne Arundel, Maryland • AACPS: Shady Side Elementary School, Maryland • PG County Public Schools Maryland • Baltimore County Public Schools • The New Teacher Center 	

11 - Please indicate whether you were a full-time or part-time student at Bowie State University.

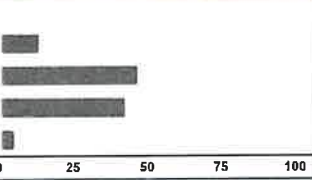
Response Option	Weight	Frequency	Percent	Percent Responses	Means
Full-Time	(1)	15	60.00%		
Part-Time	(2)	10	40.00%		
				0 25 50 75 100	Question
Response Rate	Mean	STD			
25/74 (33.78%)	1.40	0.50			

Bowie State University
College of Education Graduate Alumni Survey (2025)

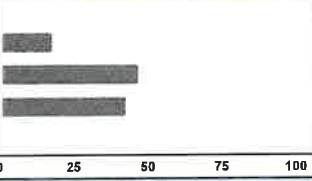
12 - What is your gender?

Response Option	Weight	Frequency	Percent	Percent Responses	Means
Female	(1)	21	84.00%		1.20
Male	(2)	3	12.00%		
Prefer Not to Answer	(3)	1	4.00%		
				0 25 50 75 100	Question
Response Rate	Mean	STD			
25/74 (33.78%)	1.20	0.50			

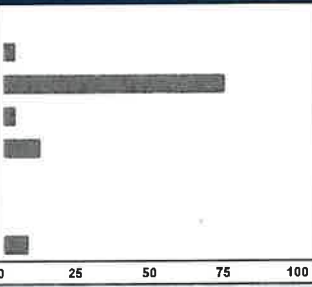
13 - What is your current age range?

Response Option	Weight	Frequency	Percent	Percent Responses	Means
Under 25	(1)	0	0.00%		3.36
25 to 30	(2)	3	12.00%		
31 to 45	(3)	11	44.00%		
46 to 60	(4)	10	40.00%		
Over 60	(5)	1	4.00%		
				0 25 50 75 100	Question
Response Rate	Mean	STD			
25/74 (33.78%)	3.36	0.76			

14 - What was your age when you graduated from Bowie State University?

Response Option	Weight	Frequency	Percent	Percent Responses	Means
Under 25	(1)	0	0.00%		3.24
25 to 30	(2)	4	16.00%		
31 to 45	(3)	11	44.00%		
46 to 60	(4)	10	40.00%		
Over 60	(5)	0	0.00%		
				0 25 50 75 100	Question
Response Rate	Mean	STD			
25/74 (33.78%)	3.24	0.72			

15 - What is your ethnicity/race?

Response Option	Weight	Frequency	Percent	Percent Responses	Means
American Indian/Alaskan Native	(1)	0	0.00%		3.64
Asian/Pacific Islander	(2)	1	4.00%		
African American/Black	(3)	18	72.00%		
Hispanic	(4)	1	4.00%		
White	(5)	3	12.00%		
Two Races	(6)	0	0.00%		
Other	(7)	0	0.00%		
Prefer Not to Answer	(8)	2	8.00%		
				0 25 50 75 100	Question
Response Rate	Mean	STD			
25/74 (33.78%)	3.64	1.50			

Bowie State University

College of Education Graduate Alumni Survey (2025)

16 - What is your current annual salary range?

Response Option	Weight	Frequency	Percent	Percent Responses	Means
Under \$30,000	(1)	1	4.00%	<div> <div></div> <div></div> <div></div> <div></div> <div></div> </div>	<div>4.20</div> <div></div>
\$30,000-\$49,999	(2)	0	0.00%		
\$50,000-\$69,999	(3)	5	20.00%		
\$70,000-\$89,999	(4)	6	24.00%		
\$90,000 or more	(5)	13	52.00%		
				0255075100	Question
Response Rate	Mean	STD			
25/74 (33.78%)	4.20	1.04			